

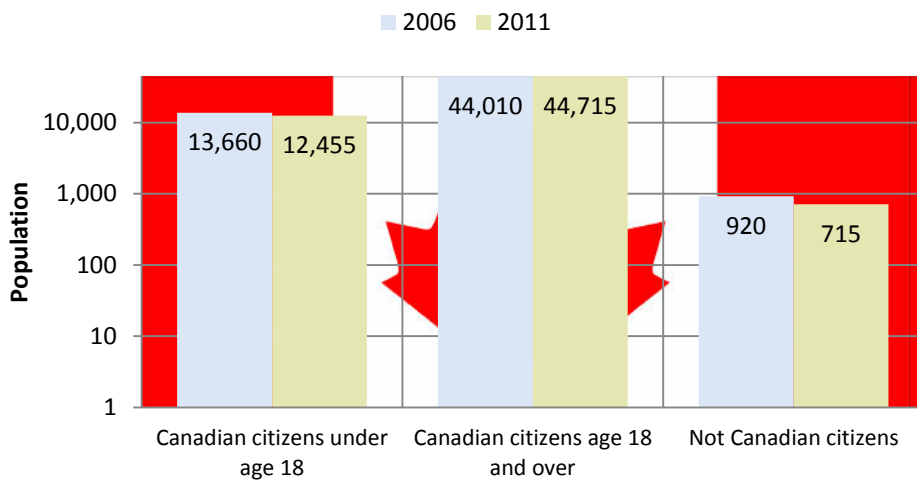
# Huron County Culture & Mobility

## FACT SHEET

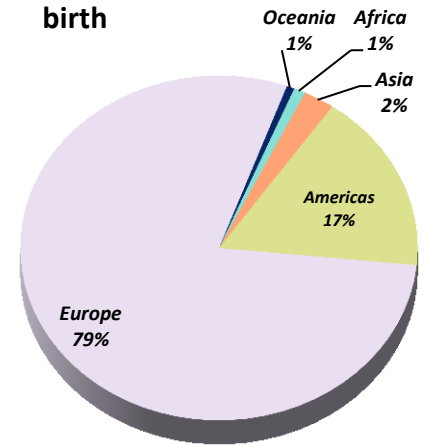
Issue 1

2013 FACT SHEET -- Huron County, Ontario, Canada

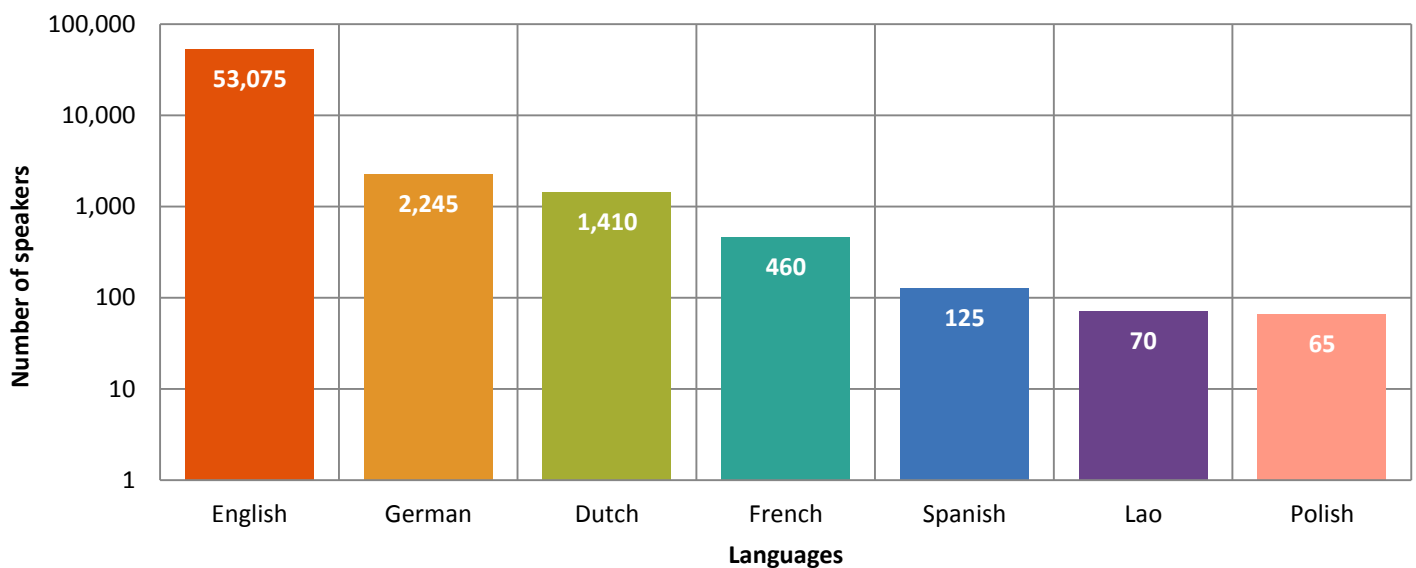
Canadian citizenship in Huron County 2006-2011



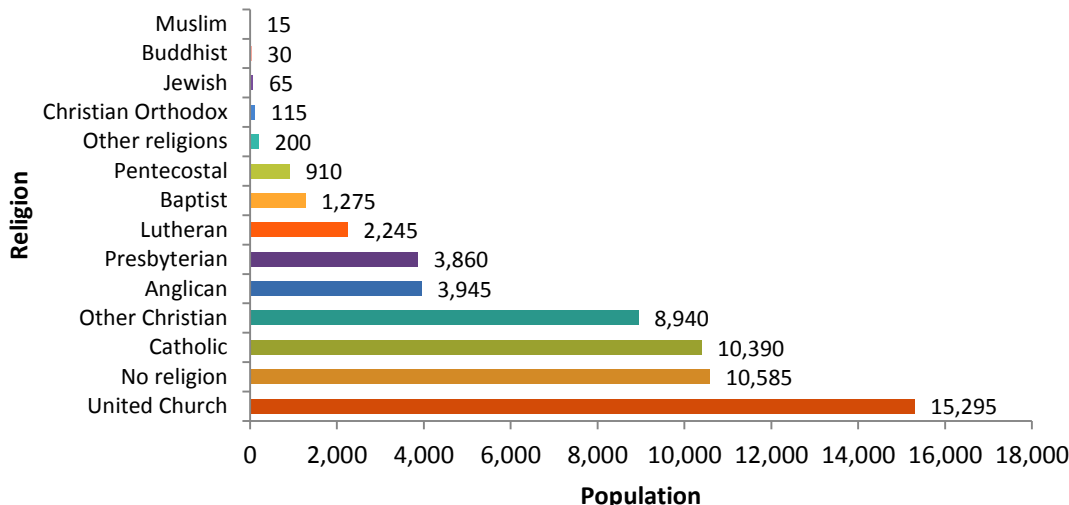
Huron County's immigrant population by place of birth



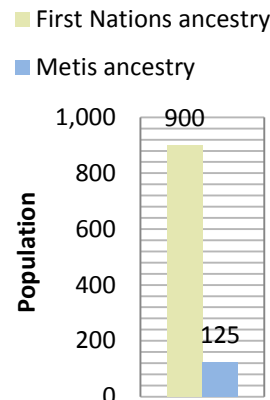
Population of Huron County by mother tongue 2011



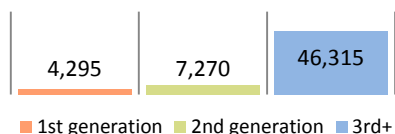
### Religions in Huron County 2011



### Huron County population by aboriginal ancestry 2011



### Huron County population in private households by generation status, 2011



*Generation status refers to whether or not the person or the person's parents were born in Canada. It identifies persons as being first generation, second generation or third generation or more.*

**Data Source:**

Statistics Canada. National Household Survey (NHS) Profiles, 2013. Note: Global non-response rate is 31.6% for Huron County and 27.1% for Ontario.

Statistics Canada, 2011 Census of Population.

Statistics Canada. 2006 Community Profiles. 2006 Census. Note: Numbers may not add up due to rounding of totals by Stats Can.

Migration Characteristics and Trends 2006-2011, Four County Labour Market Planning Board, November 2012.

**Fact Sheet produced by:**



**HURON COUNTY**

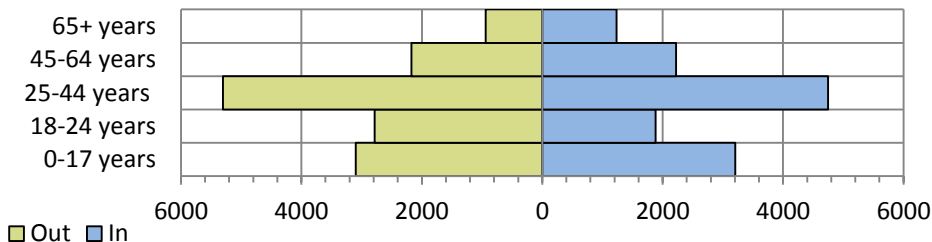
County of Huron  
Economic Development Services  
Phone: 1-888-524-8394 x 3  
Email: [invest@huroncounty.ca](mailto:invest@huroncounty.ca)



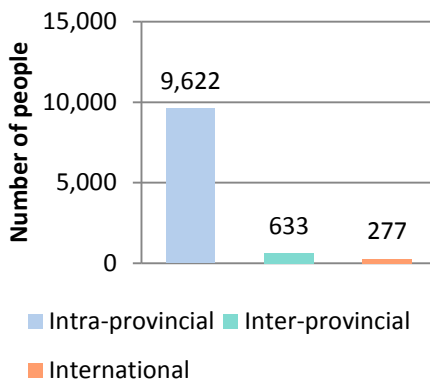
Huron Business Development Corporation  
Phone: 519-527-0305  
Email: [infohbc@smallbusinesshuron.ca](mailto:infohbc@smallbusinesshuron.ca)

### Migration by Age Cohort, Huron County, 2006 to 2011

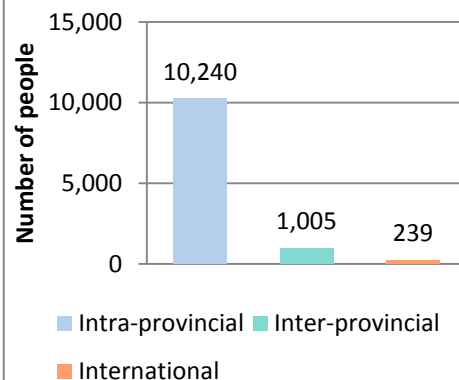
Total (all age groups): In-migration 10,532; Out-migration 11,484; Net: -952



### Huron County's in-migration by origin 2006-2011



### Huron County's out-migration by destination 2006-2011



### Mode of transportation to work, Huron County 2011

